


Directions for using the VFC Stand Alone training module


The VFC Stand Alone training module is available to VFC providers to access 24 hours a day to complete VFC required training when it is most convenient for you. Providers who wish to use the VFC Stand Alone training module must register and log into the Maryland VFC website.



MARYLAND VACCINES FOR CHILDREN PROGRAM
MARYLAND DEPARTMENT OF HEALTH

VFC Stand Alone Training Platform

[Log In](#)



We are offering VFC Providers another platform to complete 2020 training. Through our **NEW** stand alone platform, VFC providers will be able to access the training at the time that is most convenient for them. The responsible medical provider, vaccine contact and back-up vaccine contact will need to complete both 2020 trainings, **Protocols for Managing VFC Vaccines** and **VFC Provider Integrity Framework** to be eligible for 2021 VFC Program re-enrollment.

You will need to register with a username, VFC PIN for your office, email address and password for the stand alone system. Once you have finished viewing the training, a quiz will appear at the bottom of the screen. **You must pass the quiz with a 80% or better to receive your certificate of completion.** Please either print or save your certificate for your records.

Register User

VFC Pin Number *

Name of VFC Office *

Name *

First Last

VFC Designation *
Please select your position as it relates to the VFC Program.
Responsible Medical Provider ▼

Email *

Enter Email Confirm Email

Username *

Password *

Enter Password Confirm Password

Strength indicator

Submit


If you already have login credentials for MarylandVFC.org, please use them. You have the option to reset your password if you cannot remember it. Once you have logged in, please check your profile page to be sure that your profile has the correct **VFC PIN** listed so that your office receives credit and the correct PIN is on your certificate.



My Account

Expand All | Collapse All

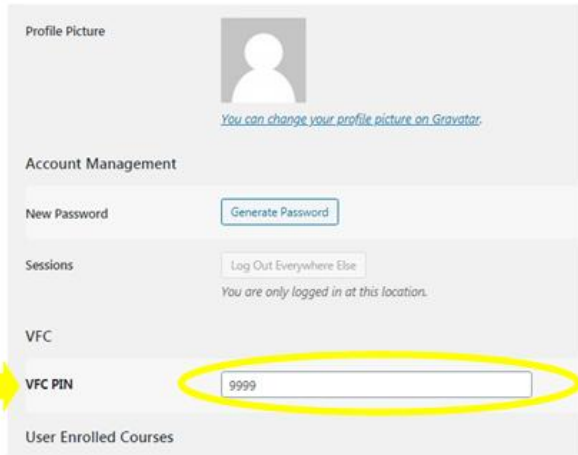
Profile



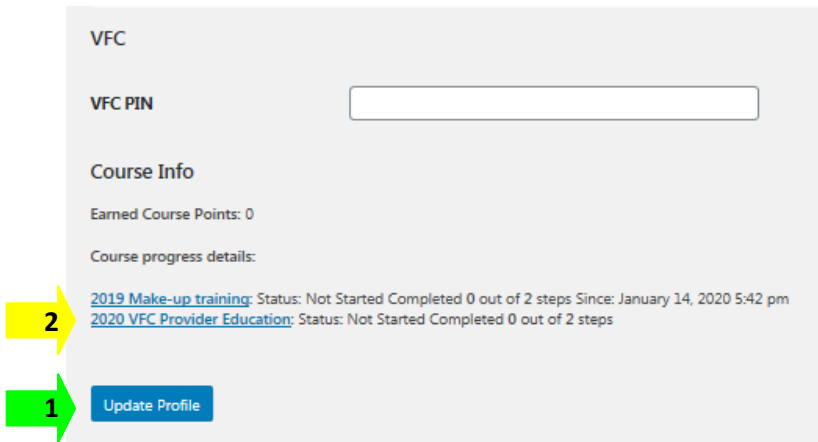
Name: General Staff
Username:
Email:
Earned Course Points: 0

[Edit profile](#)

You will need to scroll to the bottom of the provider profile page and make sure that your VFC PIN is correct, as this will populate on your certificate of completion.



Please click on the “update profile” button to make sure the changes are saved. Then you can scroll up the page and click on “**2022** VFC Provider Education” to begin training.



Once you click on the “**2022** VFC Provide Education” link, you will be taken to the course page and will be able to begin either training. Or you can go back to the “My Provider Account” where you can review your provider profile page and all of the courses that you are registered for.



Your “Provider Account” page should look like the screenshot below. You can click on the “**2022** VFC Provider Education” hyperlink to begin training.



MARYLAND VACCINES FOR CHILDREN PROGRAM

MARYLAND DEPARTMENT OF HEALTH



[Logout](#)


Your Certificates

Complete training to earn certificates

My Account

Expand All | Collapse All

Profile

 Name: [redacted]
Username: [redacted]
Email: [redacted]
Earned Course Points: 0

[Edit profile](#)

Registered Courses	Certificate	Status
▶ 2020 VFC Provider Education	-	<input checked="" type="checkbox"/>
▶ 2019 Make-up training	-	<input checked="" type="checkbox"/>

[Resume Last Lesson](#)
2020 VFC Provider Education

You can login to the Stand Alone training page on the VFC website by going to the “VFC Provider Training” page, then scrolling down to “VFC Stand Alone Training” and click on “Login”.

If you cannot login to the system or you are experiencing other technical problems related to the stand alone please email these concerns to mdh.izinfo@maryland.gov.